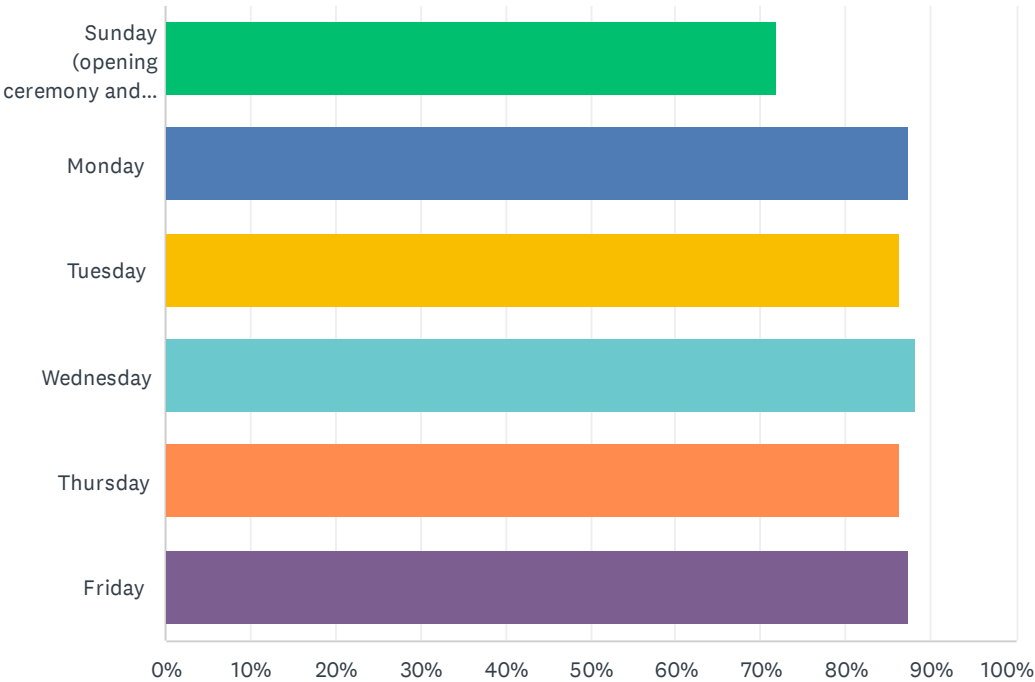


Q1 Which days of the congress programme did you attend? Please select all that apply.

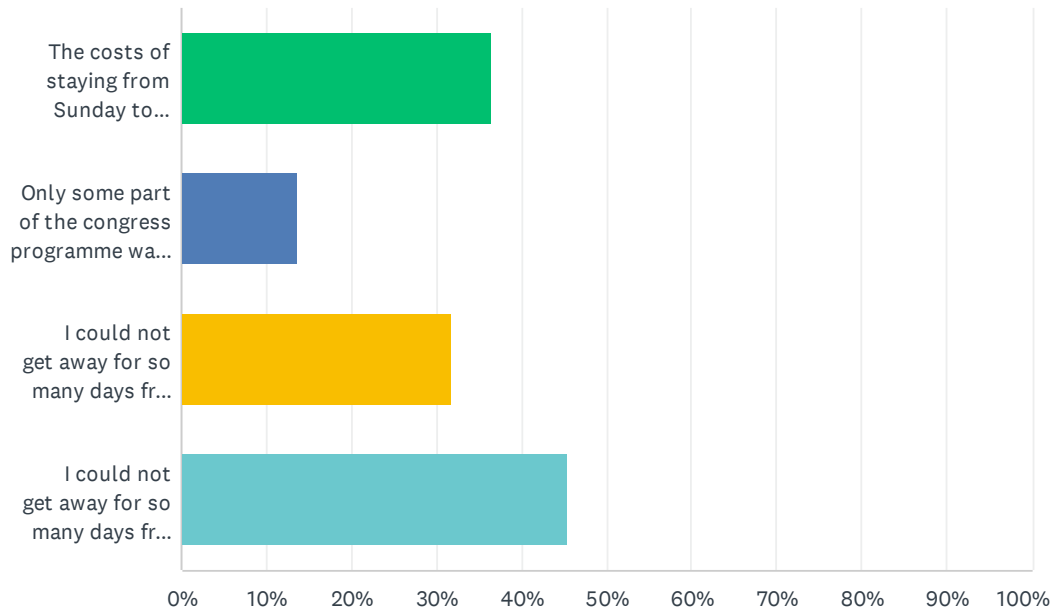
Answered: 103 Skipped: 0



ANSWER CHOICES	RESPONSES	
Sunday (opening ceremony and reception)	71.84%	74
Monday	87.38%	90
Tuesday	86.41%	89
Wednesday	88.35%	91
Thursday	86.41%	89
Friday	87.38%	90
Total Respondents: 103		

Q2 If you did not attend the congress from beginning to end, what was your motivation for doing so?

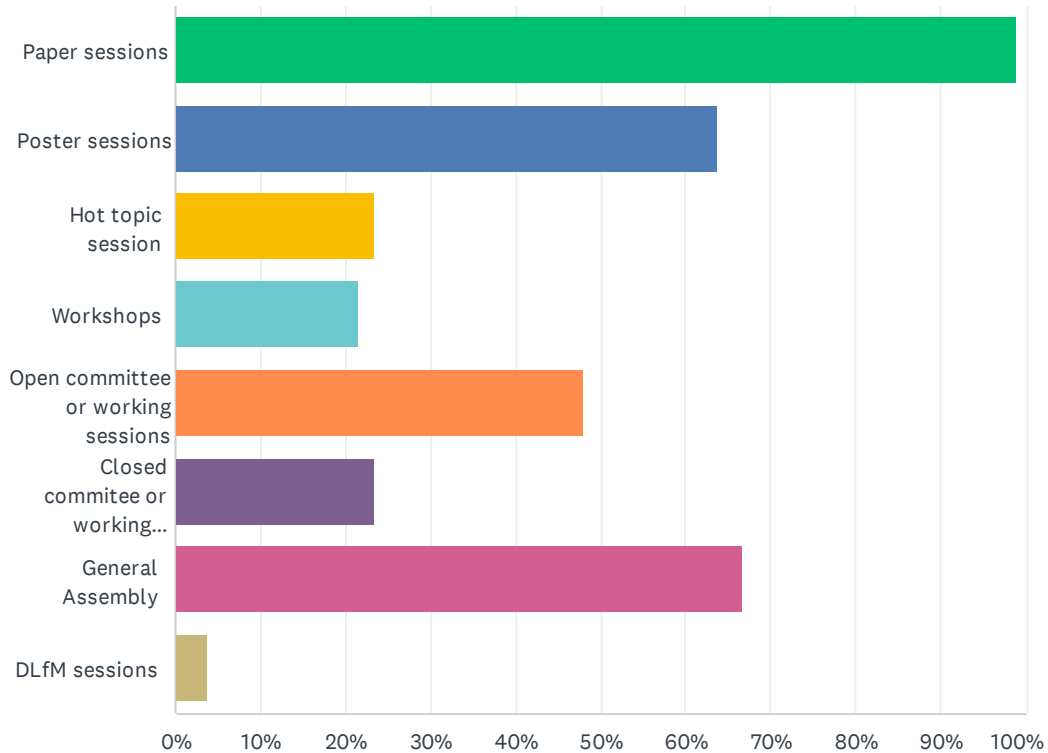
Answered: 22 Skipped: 81



ANSWER CHOICES	RESPONSES	
The costs of staying from Sunday to Friday was too high.	36.36%	8
Only some part of the congress programme was of interest to me.	13.64%	3
I could not get away for so many days from my job.	31.82%	7
I could not get away for so many days from home for private reasons.	45.45%	10
Total Respondents: 22		

Q3 What did you attend? Please select all that apply.

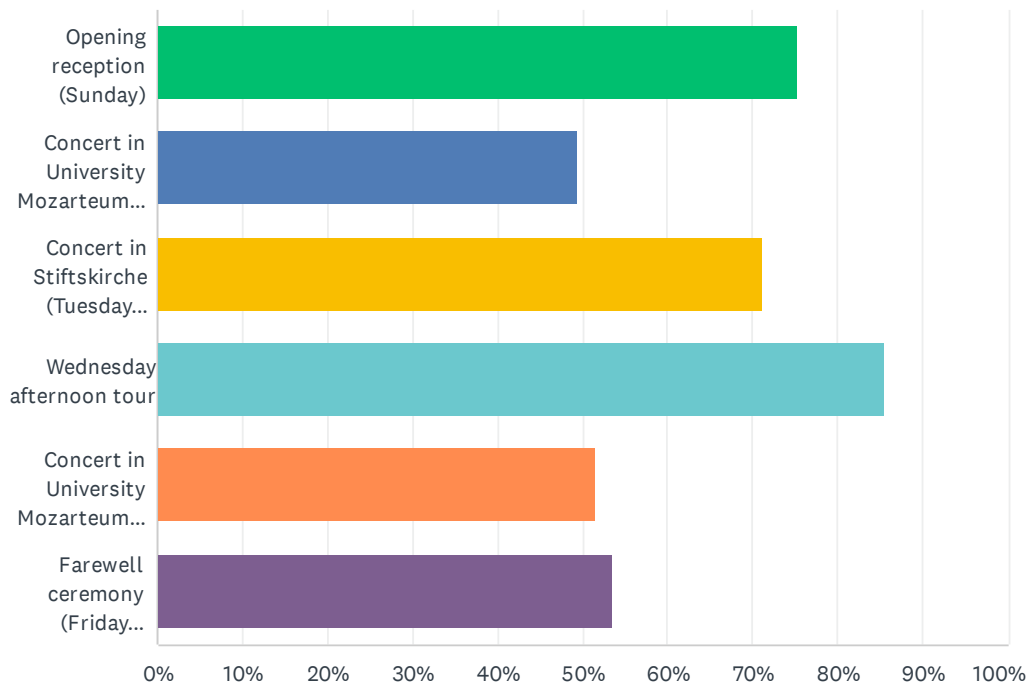
Answered: 102 Skipped: 1



ANSWER CHOICES	RESPONSES	
Paper sessions	99.02%	101
Poster sessions	63.73%	65
Hot topic session	23.53%	24
Workshops	21.57%	22
Open committee or working sessions	48.04%	49
Closed committee or working sessions	23.53%	24
General Assembly	66.67%	68
DLfM sessions	3.92%	4
Total Respondents: 102		

Q4 How much of the social programme did you attend? Please select all that apply.

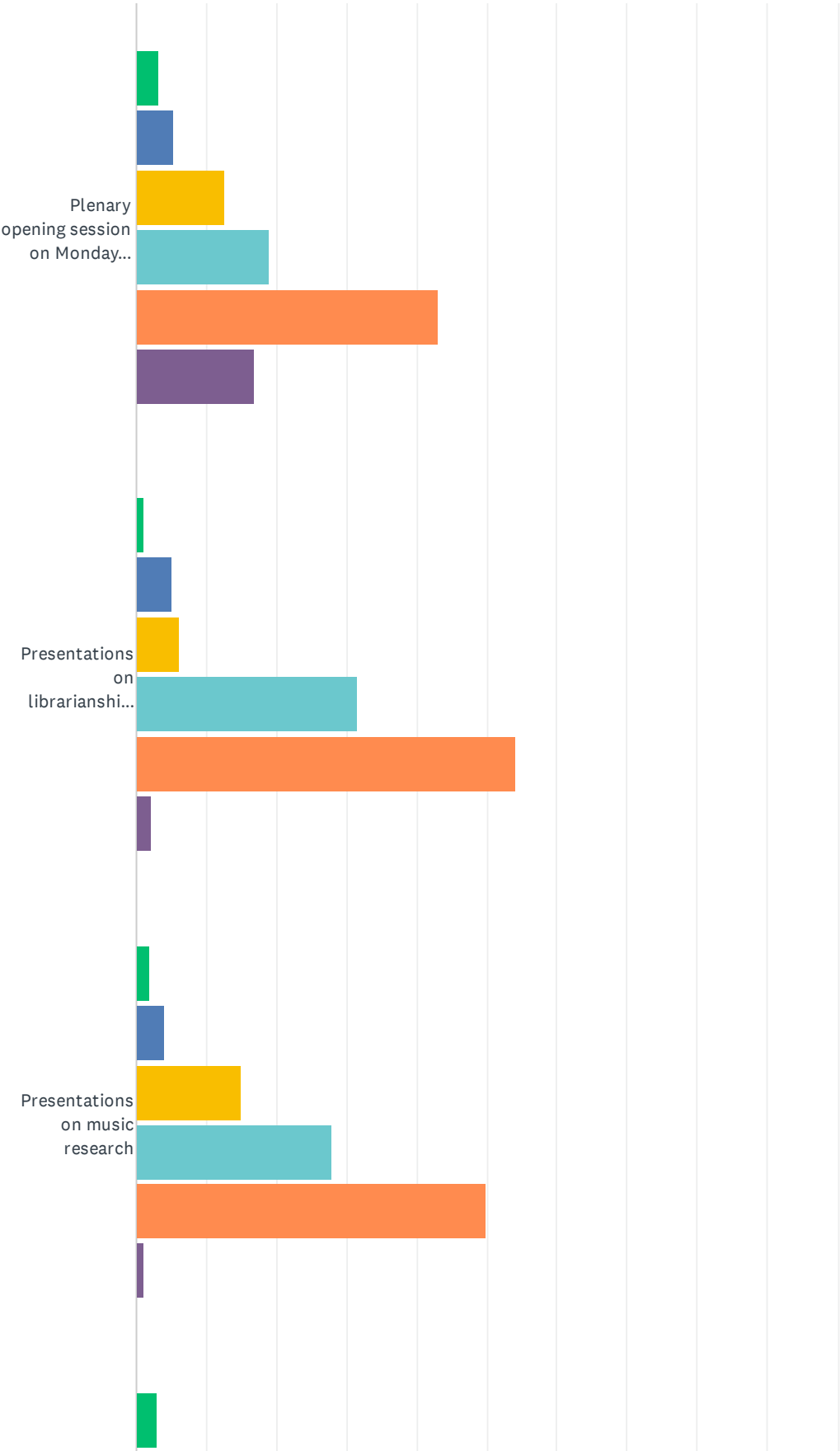
Answered: 97 Skipped: 6

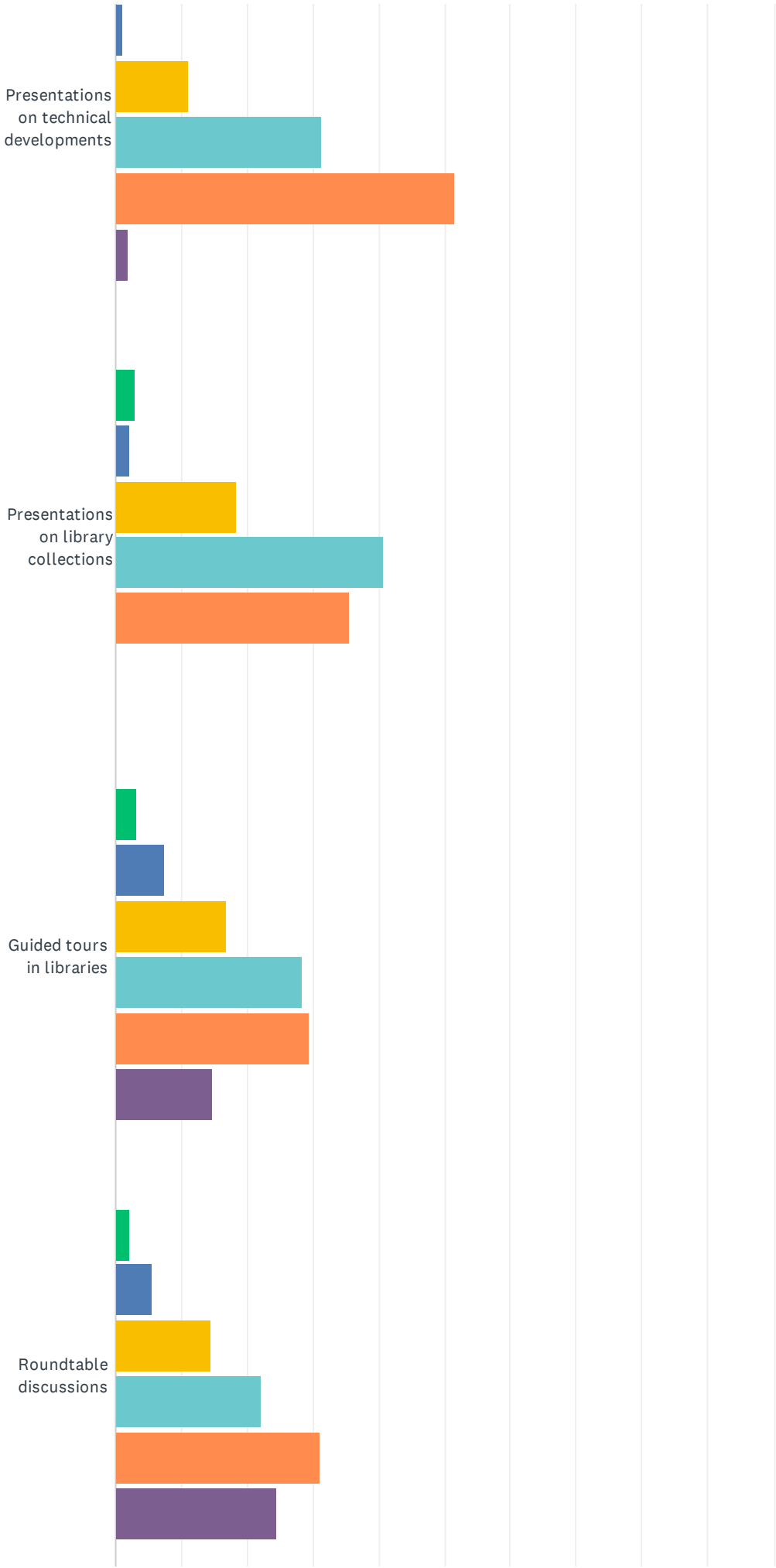


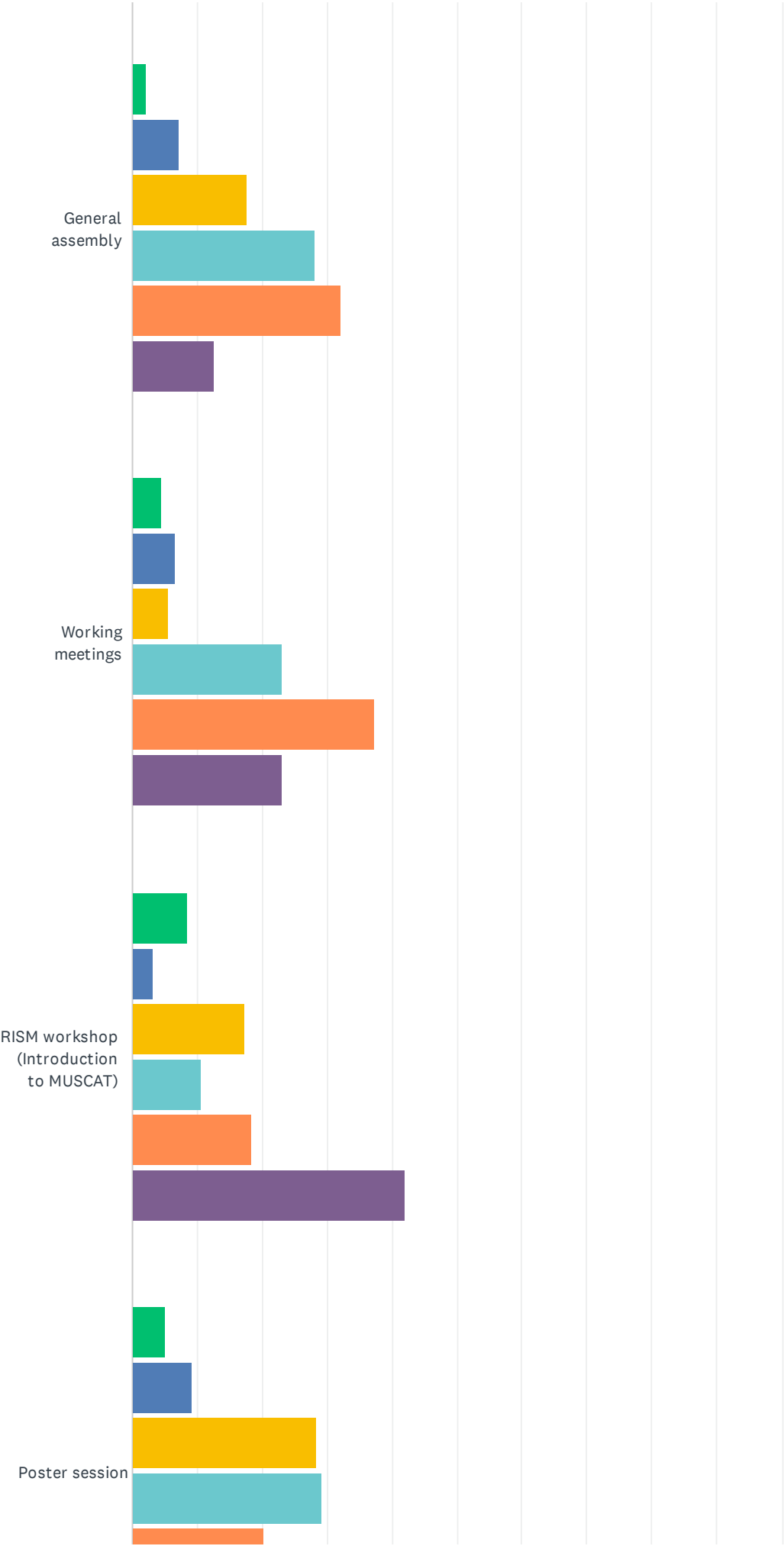
ANSWER CHOICES	RESPONSES	
Opening reception (Sunday)	75.26%	73
Concert in University Mozarteum (Monday evening)	49.48%	48
Concert in Stiftskirche (Tuesday evening)	71.13%	69
Wednesday afternoon tour	85.57%	83
Concert in University Mozarteum (Thursday evening)	51.55%	50
Farewell ceremony (Friday evening)	53.61%	52
Total Respondents: 97		

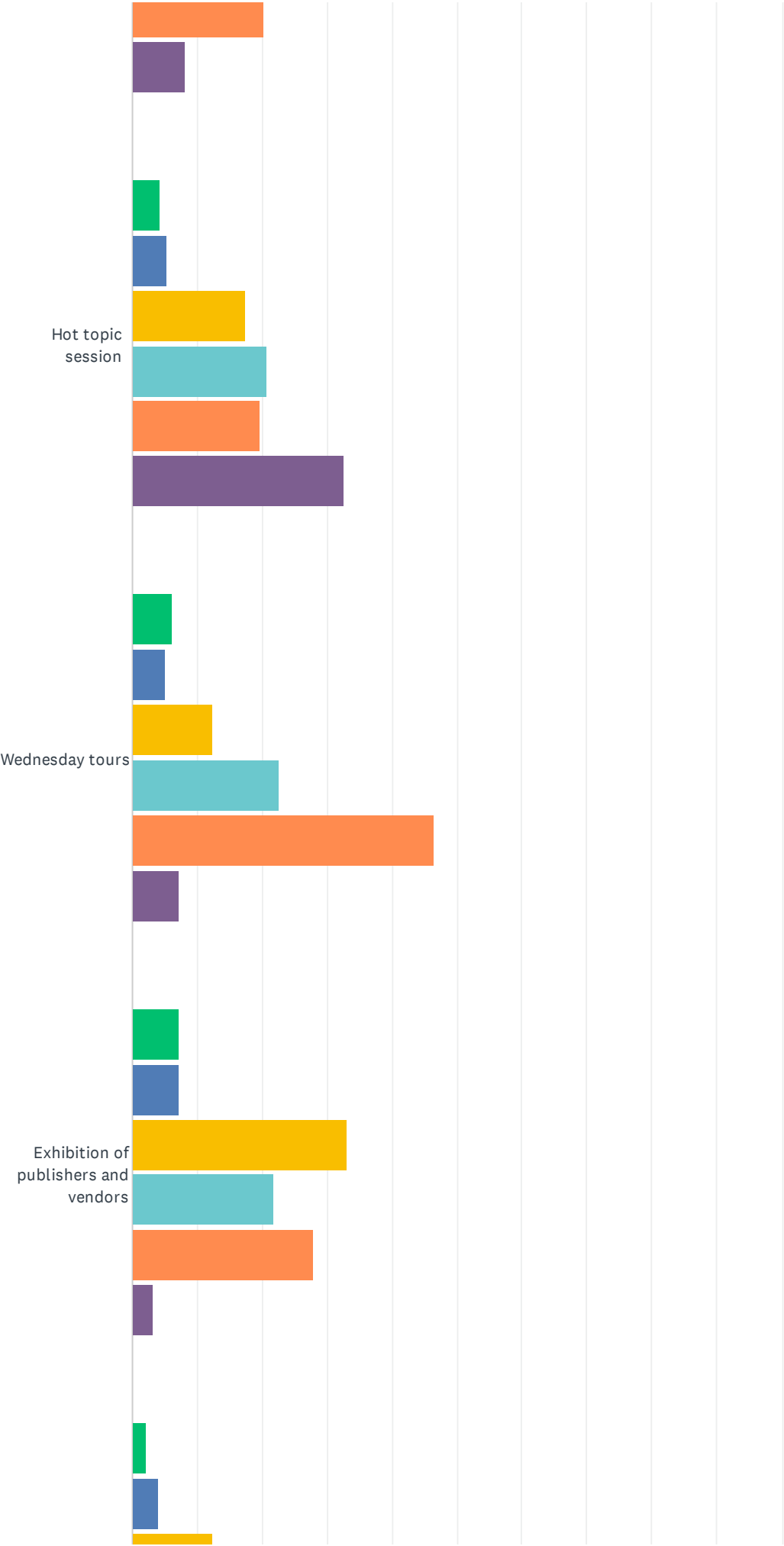
Q5 Please rate the following items from 1 (least important) to 5 (most important) in terms of their importance to you.

Answered: 101 Skipped: 2

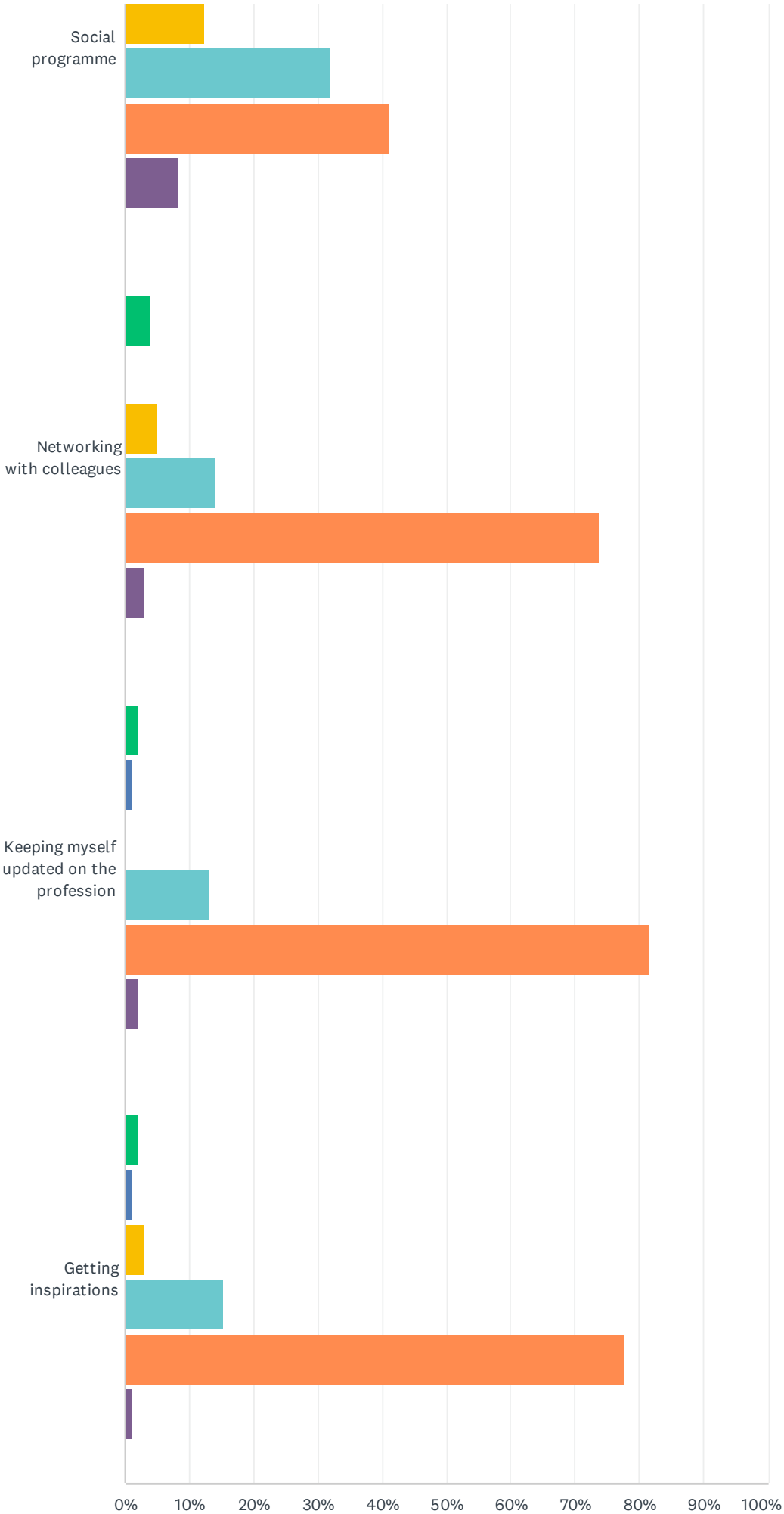









IAML Congress Survey 2025



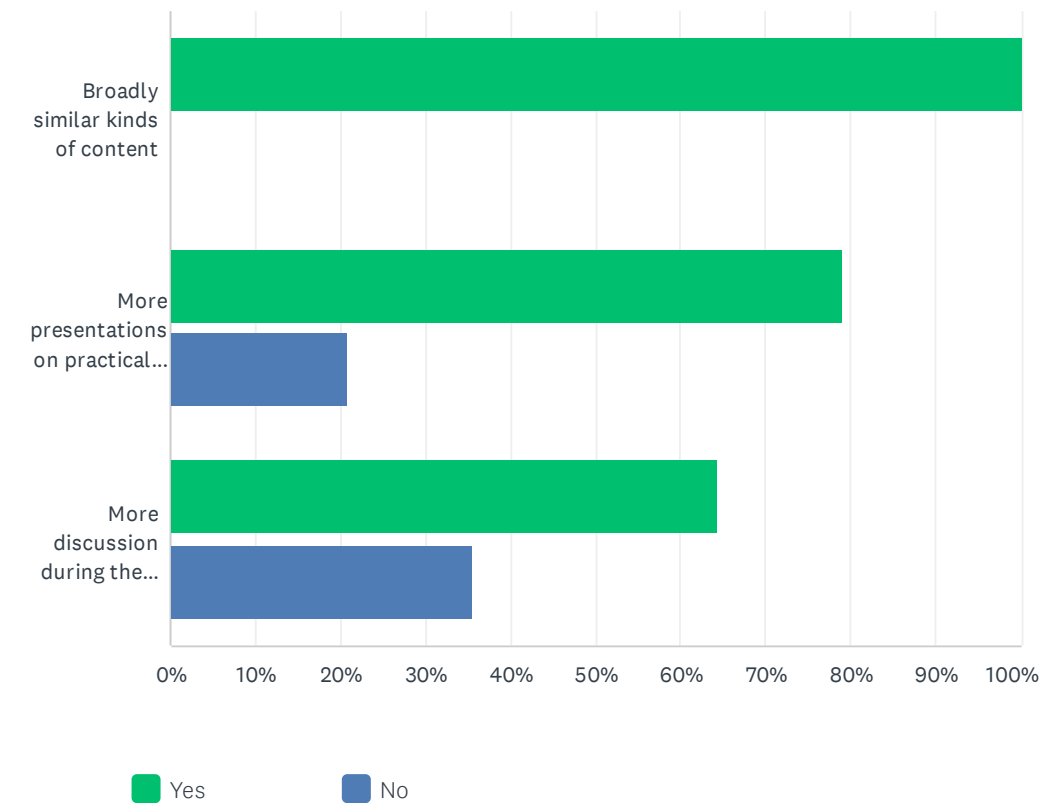
IAML Congress Survey 2025



	1	2	3	4	5	N/A	TOTAL
Plenary opening session on Monday morning	3.16% 3	5.26% 5	12.63% 12	18.95% 18	43.16% 41	16.84% 16	95
Presentations on librarianship and library policy	1.02% 1	5.10% 5	6.12% 6	31.63% 31	54.08% 53	2.04% 2	98
Presentations on music research	2.00% 2	4.00% 4	15.00% 15	28.00% 28	50.00% 50	1.00% 1	100
Presentations on technical developments	3.03% 3	1.01% 1	11.11% 11	31.31% 31	51.52% 51	2.02% 2	99
Presentations on library collections	3.06% 3	2.04% 2	18.37% 18	40.82% 40	35.71% 35	0.00% 0	98
Guided tours in libraries	3.16% 3	7.37% 7	16.84% 16	28.42% 27	29.47% 28	14.74% 14	95
Roundtable discussions	2.22% 2	5.56% 5	14.44% 13	22.22% 20	31.11% 28	24.44% 22	90
General assembly	2.08% 2	7.29% 7	17.71% 17	28.13% 27	32.29% 31	12.50% 12	96
Working meetings	4.40% 4	6.59% 6	5.49% 5	23.08% 21	37.36% 34	23.08% 21	91
RISM workshop (Introduction to MUSCAT)	8.60% 8	3.23% 3	17.20% 16	10.75% 10	18.28% 17	41.94% 39	93
Poster session	5.05% 5	9.09% 9	28.28% 28	29.29% 29	20.20% 20	8.08% 8	99
Hot topic session	4.35% 4	5.43% 5	17.39% 16	20.65% 19	19.57% 18	32.61% 30	92
Wednesday tours	6.19% 6	5.15% 5	12.37% 12	22.68% 22	46.39% 45	7.22% 7	97
Exhibition of publishers and vendors	7.22% 7	7.22% 7	32.99% 32	21.65% 21	27.84% 27	3.09% 3	97
Social programme	2.06% 2	4.12% 4	12.37% 12	31.96% 31	41.24% 40	8.25% 8	97
Networking with colleagues	4.04% 4	0.00% 0	5.05% 5	14.14% 14	73.74% 73	3.03% 3	99
Keeping myself updated on the profession	2.04% 2	1.02% 1	0.00% 0	13.27% 13	81.63% 80	2.04% 2	98
Getting inspirations	2.04% 2	1.02% 1	3.06% 3	15.31% 15	77.55% 76	1.02% 1	98

Q6 What would you like to see in future congresses?

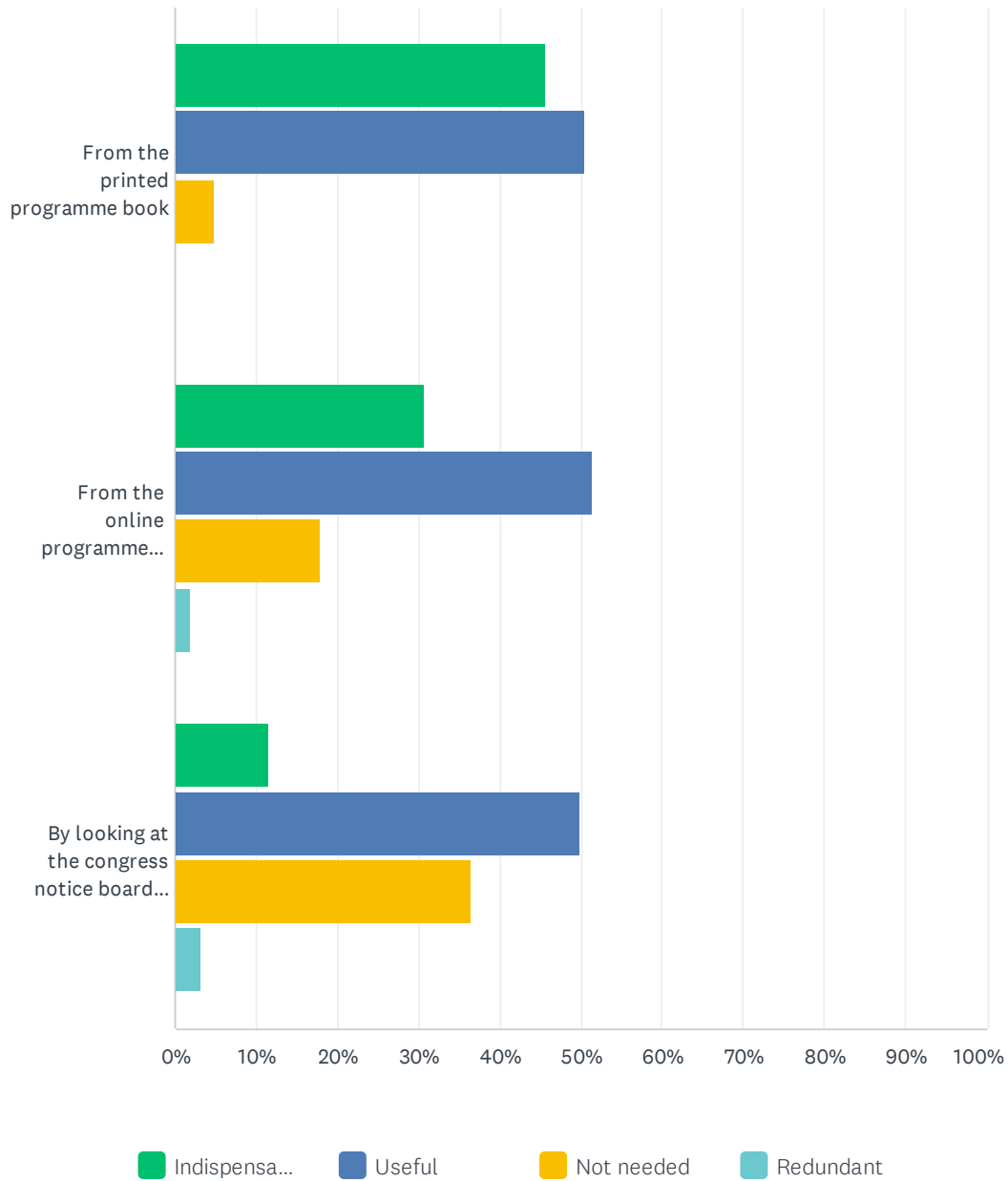
Answered: 100 Skipped: 3



	YES	NO	TOTAL
Broadly similar kinds of content	100.00% 95	0.00% 0	95
More presentations on practical issues	79.17% 76	20.83% 20	96
More discussion during the sessions	64.44% 58	35.56% 32	90

Q7 How did you keep yourself informed about the programme during the congress?

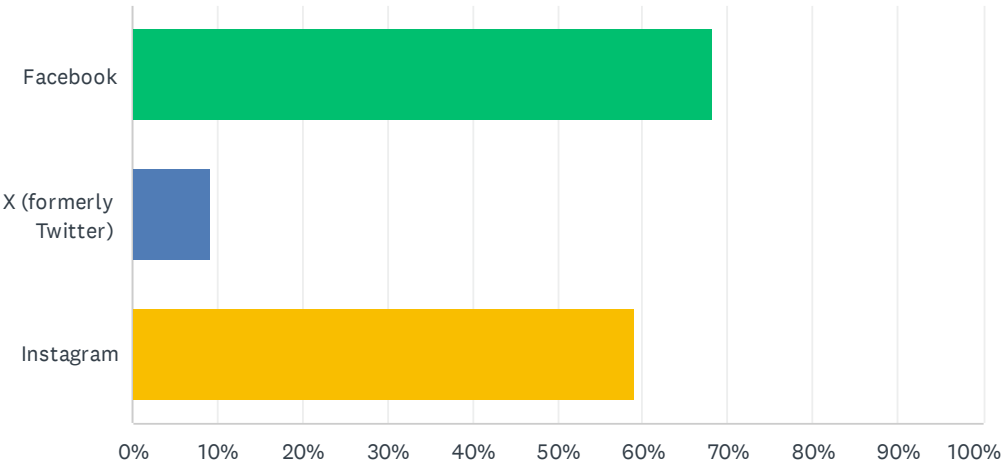
Answered: 102 Skipped: 1



	INDISPENSABLE	USEFUL	NOT NEEDED	REDUNDANT	TOTAL RESPONDENTS
From the printed programme book	45.54% 46	50.50% 51	4.95% 5	0.00% 0	101
From the online programme (sched.com)	30.69% 31	51.49% 52	17.82% 18	1.98% 2	101
By looking at the congress notice board besides the registration desk	11.46% 11	50.00% 48	36.46% 35	3.13% 3	96

Q8 Did you use social media during the congress? Please select all that apply.

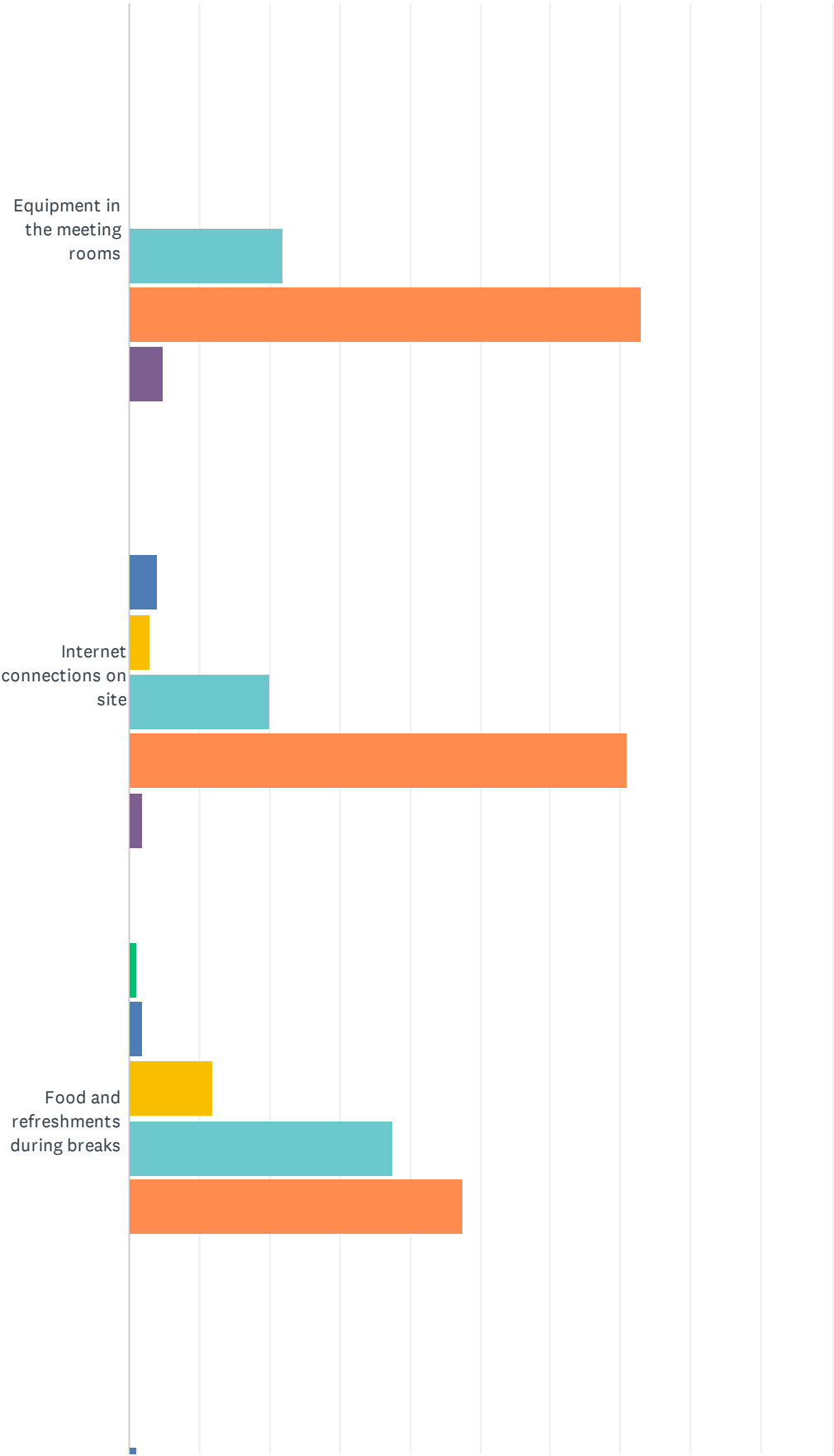
Answered: 44 Skipped: 59



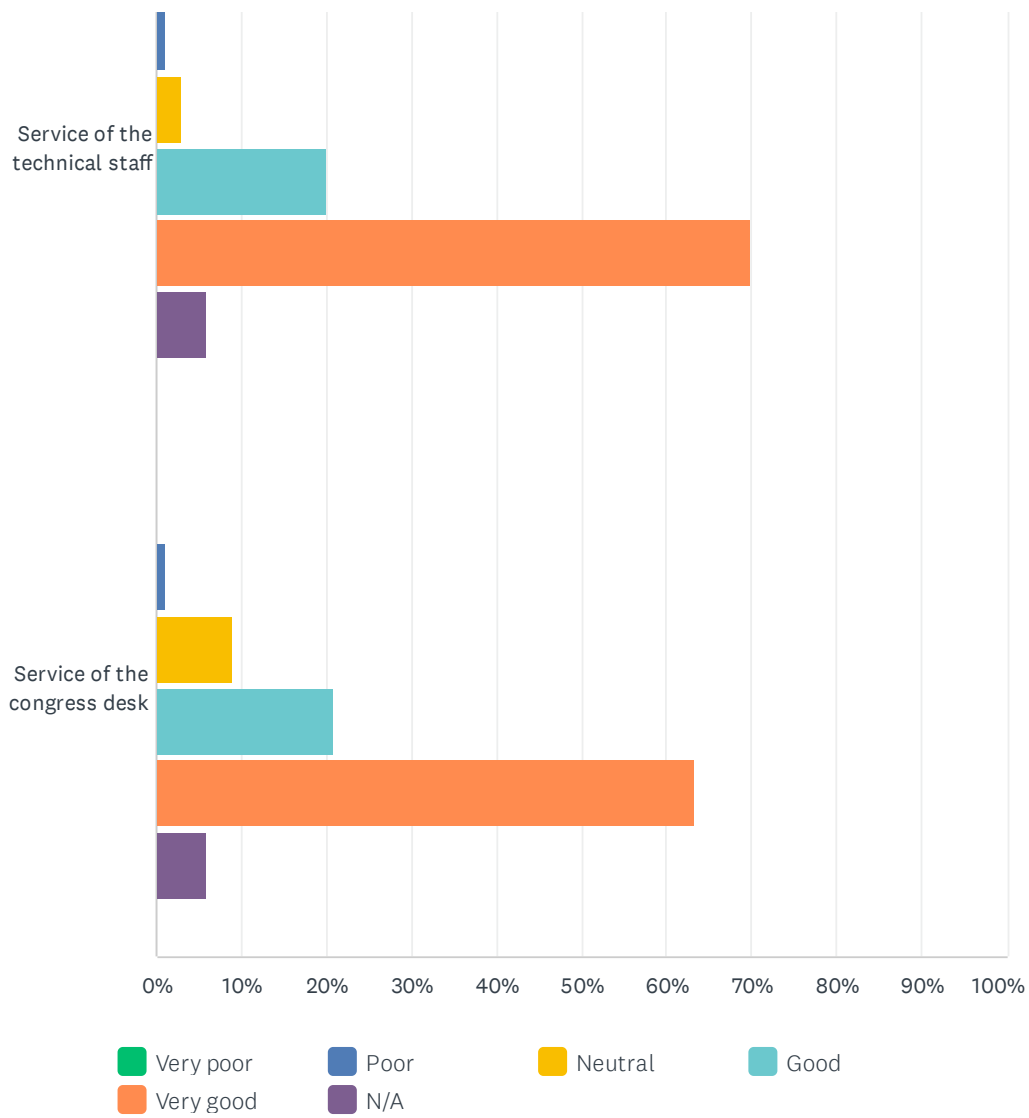
ANSWER CHOICES	RESPONSES	
Facebook	68.18%	30
X (formerly Twitter)	9.09%	4
Instagram	59.09%	26
Total Respondents: 44		

Q9 How would you rate the accommodation and services at the congress venue?

Answered: 101 Skipped: 2



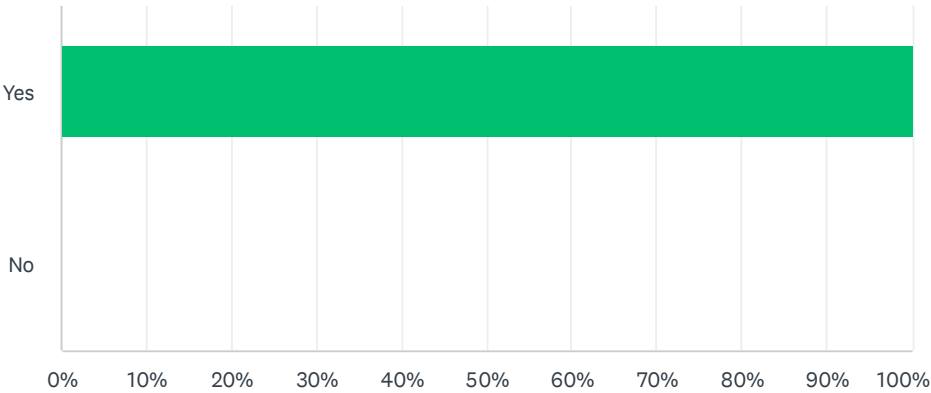
IAML Congress Survey 2025



	VERY POOR	POOR	NEUTRAL	GOOD	VERY GOOD	N/A	TOTAL
Equipment in the meeting rooms	0.00% 0	0.00% 0	0.00% 0	22.00% 22	73.00% 73	5.00% 5	100
Internet connections on site	0.00% 0	4.00% 4	3.00% 3	20.00% 20	71.00% 71	2.00% 2	100
Food and refreshments during breaks	0.99% 1	1.98% 2	11.88% 12	37.62% 38	47.52% 48	0.00% 0	101
Service of the technical staff	0.00% 0	1.00% 1	3.00% 3	20.00% 20	70.00% 70	6.00% 6	100
Service of the congress desk	0.00% 0	0.99% 1	8.91% 9	20.79% 21	63.37% 64	5.94% 6	101

Q10 Would you recommend your colleagues in your home country to attend the IAML congress?

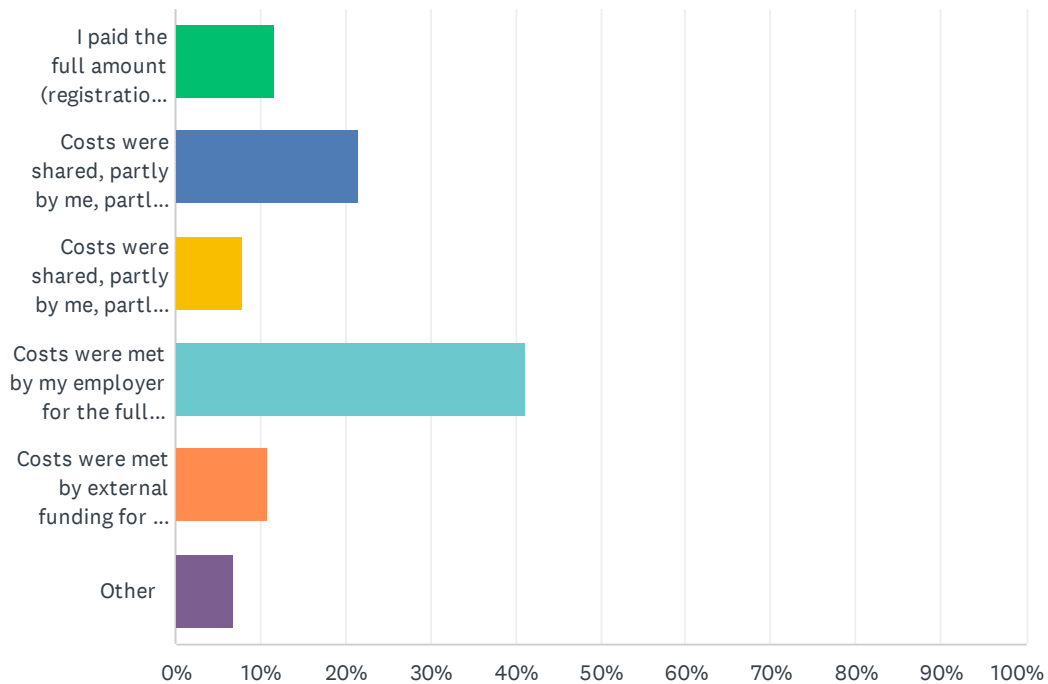
Answered: 103 Skipped: 0



ANSWER CHOICES	RESPONSES	
Yes	100.00%	103
No	0.00%	0
TOTAL		103

Q11 How was payment made for attending the congress?

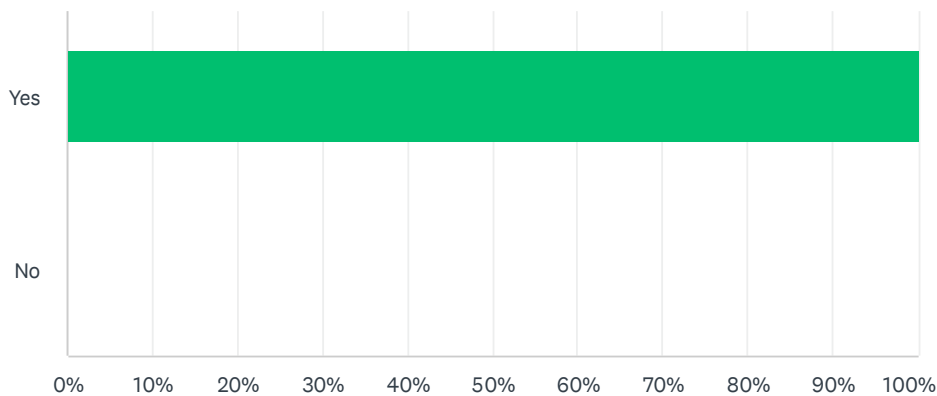
Answered: 102 Skipped: 1



ANSWER CHOICES	RESPONSES	
I paid the full amount (registration, hotel and travel costs)	11.76%	12
Costs were shared, partly by me, partly by my employer	21.57%	22
Costs were shared, partly by me, partly by external funding	7.84%	8
Costs were met by my employer for the full amount	41.18%	42
Costs were met by external funding for the full amount	10.78%	11
Other	6.86%	7
TOTAL		102

Q12 Do you think that attending the congress was worthwhile?

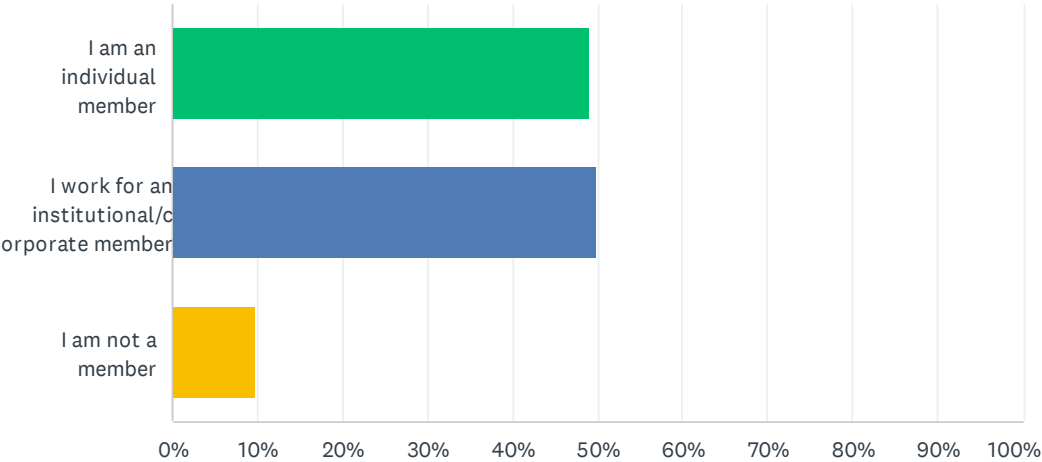
Answered: 102 Skipped: 1



ANSWER CHOICES		RESPONSES	
Yes		100.00%	102
No		0.00%	0
TOTAL			102

Q13 What is your IAML membership status?

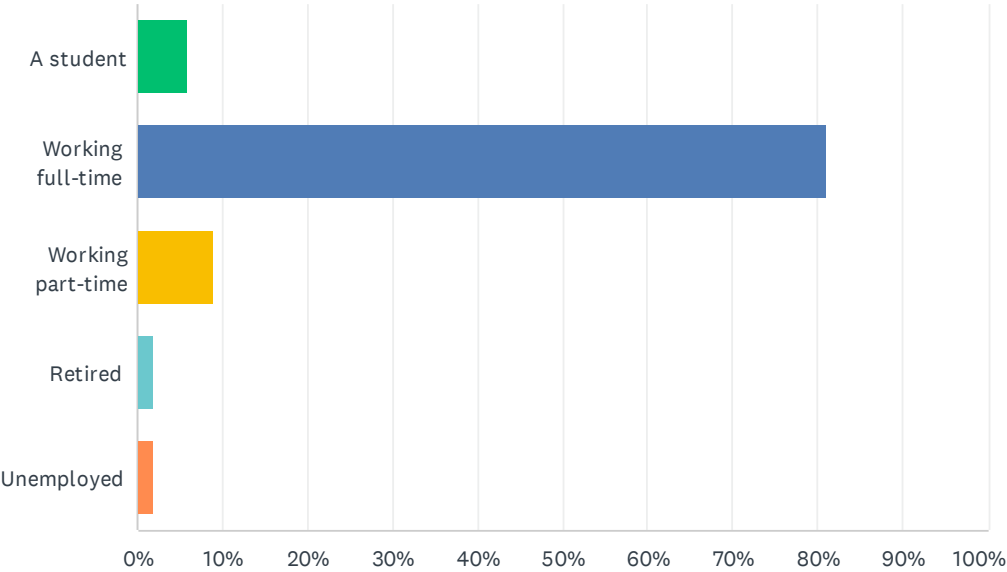
Answered: 102 Skipped: 1



ANSWER CHOICES	RESPONSES	
I am an individual member	49.02%	50
I work for an institutional/corporate member	50.00%	51
I am not a member	9.80%	10
Total Respondents: 102		

Q14 What is your working status?

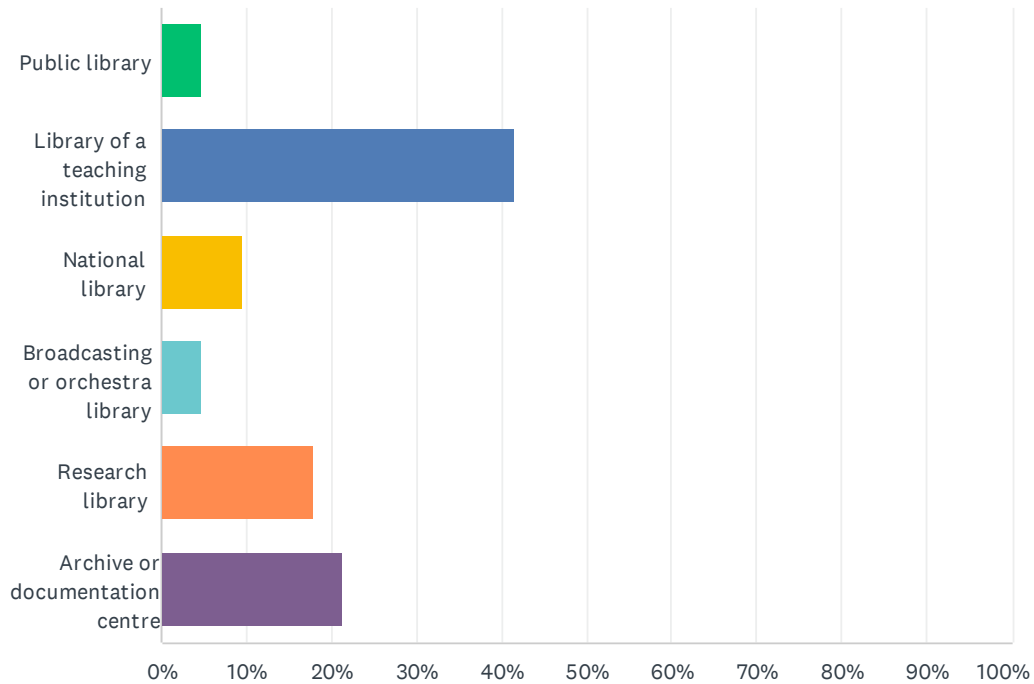
Answered: 100 Skipped: 3



ANSWER CHOICES	RESPONSES	
A student	6.00%	6
Working full-time	81.00%	81
Working part-time	9.00%	9
Retired	2.00%	2
Unemployed	2.00%	2
TOTAL		100

Q15 In what type of institution do you work (or did you work before retirement)?

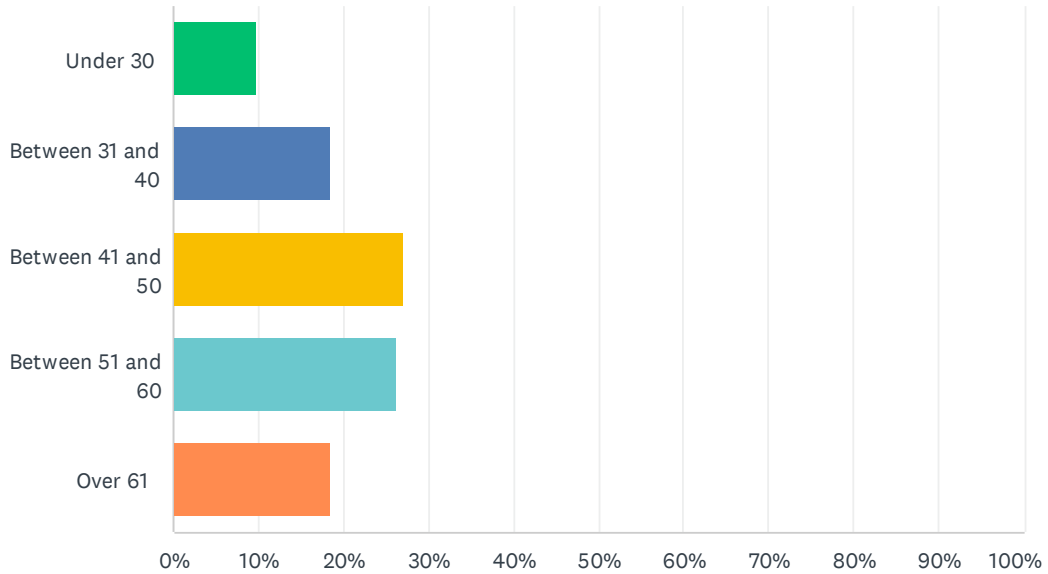
Answered: 84 Skipped: 19



ANSWER CHOICES	RESPONSES	
Public library	4.76%	4
Library of a teaching institution	41.67%	35
National library	9.52%	8
Broadcasting or orchestra library	4.76%	4
Research library	17.86%	15
Archive or documentation centre	21.43%	18
TOTAL		84

Q16 What is your age group?

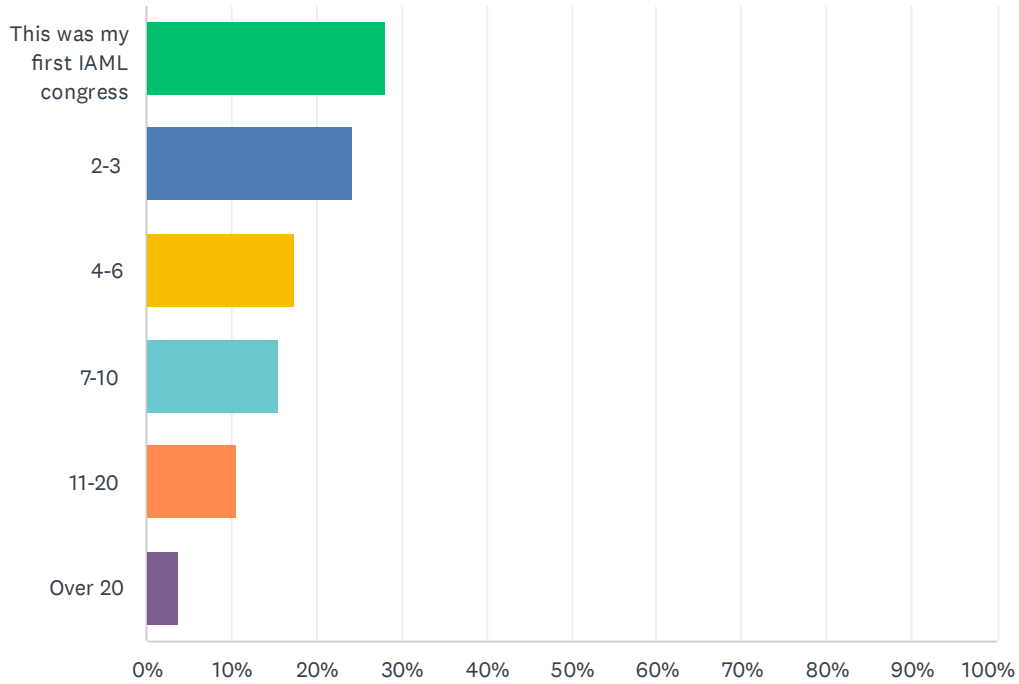
Answered: 103 Skipped: 0



ANSWER CHOICES	RESPONSES	
Under 30	9.71%	10
Between 31 and 40	18.45%	19
Between 41 and 50	27.18%	28
Between 51 and 60	26.21%	27
Over 61	18.45%	19
TOTAL		103

Q17 How many annual congresses of IAML have you attended?

Answered: 103 Skipped: 0



ANSWER CHOICES	RESPONSES	
This was my first IAML congress	28.16%	29
2-3	24.27%	25
4-6	17.48%	18
7-10	15.53%	16
11-20	10.68%	11
Over 20	3.88%	4
TOTAL		103

Q18 Please, feel free to add any further comments you have on the Salzburg congress or on IAML congresses in general. You could cover any topics not specifically addressed in the questions above. Any suggestions on how we could improve our annual meetings are most welcome.

Answered: 25 Skipped: 78